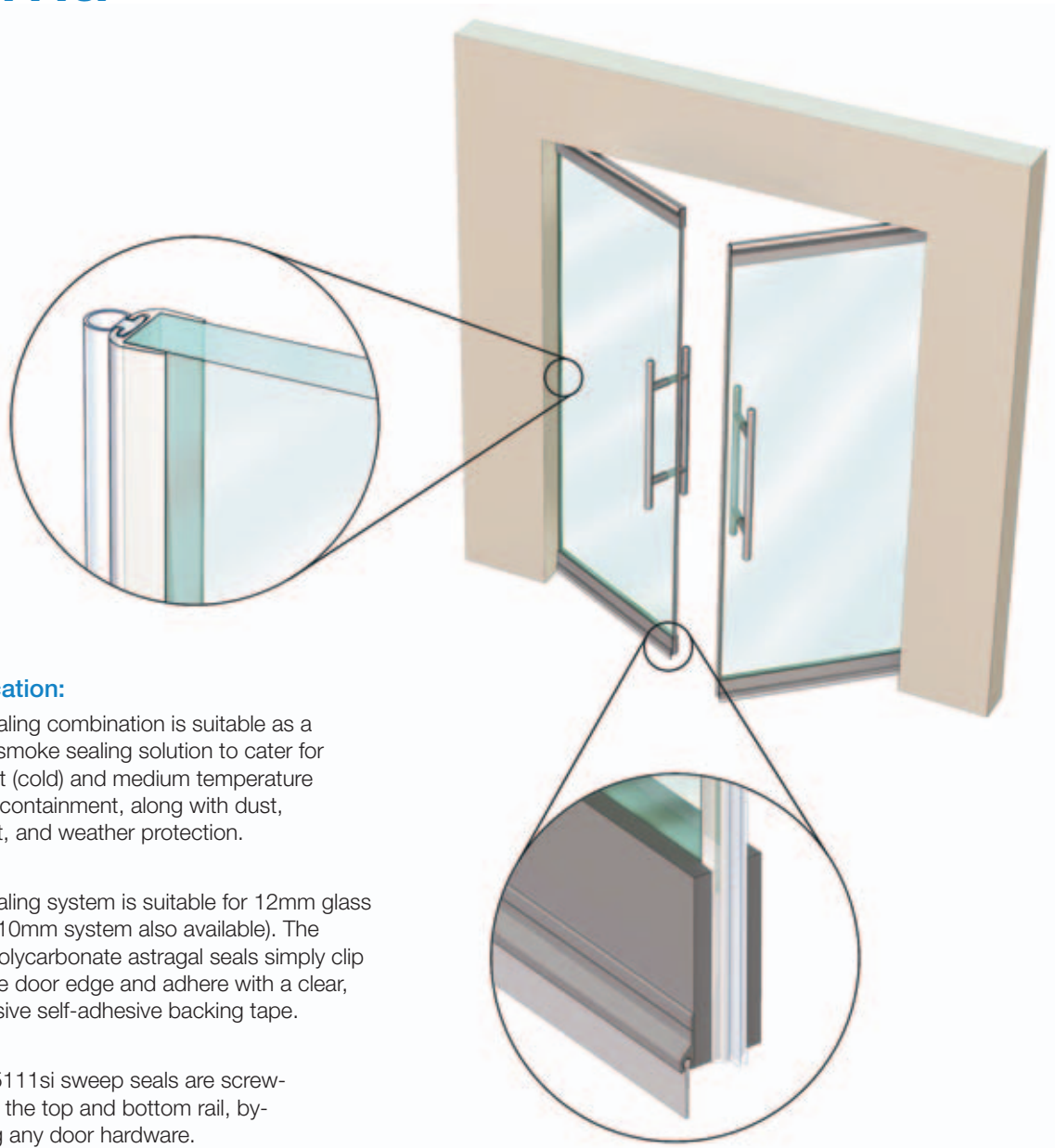
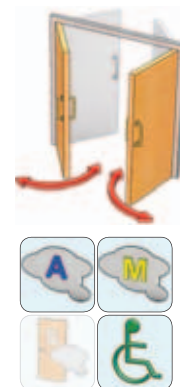


Pivot Frameless Glass Doors (with Top & Bottom Rail) Double Leaf/Single or Double Swing

IS7350si
IS7355si
IS5111si



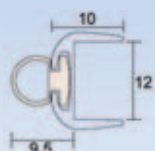
Application:

This sealing combination is suitable as a retrofit smoke sealing solution to cater for ambient (cold) and medium temperature smoke containment, along with dust, draught, and weather protection.

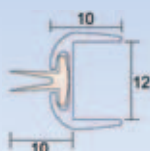
This sealing system is suitable for 12mm glass doors (10mm system also available). The clear, polycarbonate astragal seals simply clip onto the door edge and adhere with a clear, aggressive self-adhesive backing tape.

The IS5111si sweep seals are screw-fixed to the top and bottom rail, bypassing any door hardware.

IS7350si Glass Edge Seal



IS7355si Glass Edge Seal



IS5111si Sweep Seal

A slim line, medium duty, sweep action silicone seal, with an angled, aesthetically designed aluminium carrier.

Easily installed without removing the door.

